



Having a Loud and Quiet Voice  
From Autism Behavior Services, Inc.


---




The classroom was quiet at Rosa Elementary School.




All the students were quietly listening  
to their teacher.




Keith wanted to ask a question but he forgot to raise his hand.




“Wait!” he called out loudly, not using a quiet voice. “I have a question!”




“Keith,” the teacher said back, her voice loud too.  
“You don’t need to yell. Just raise your hand!”




Wanting to be heard is great but there are different times to have a loud and a quiet voice.




When we're on the blacktop or playground  
it's okay to have a louder voice.



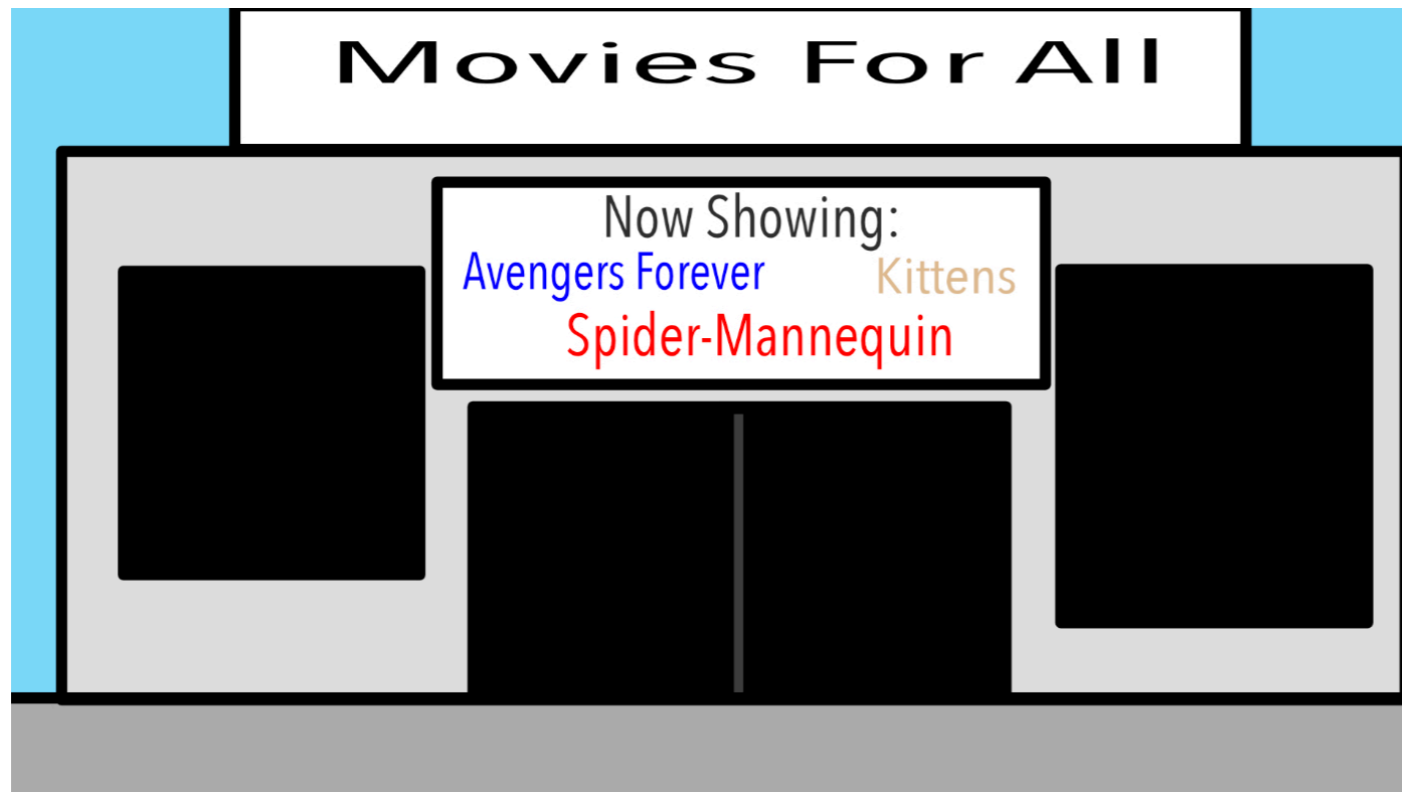
“LET’S PLAY  
EVERYTHING!”  
Keith yells  
because we can  
have a louder  
voice outside.




In class, it's better to use a quiet or whispering voice.




“Can you explain that math problem again?”  
Keith asks in a quiet voice.




Some of the different places we whisper are the library and the movie theater.




When the teacher is talking, that is a time to use no voice. We should listen and ask questions when they are done.






At home we use a lower voice. Sometimes we get louder or quieter but most of the time our voice is lower.



“This show is really funny,” Keith says in a lower, inside voice.




Sometimes we should use a louder voice inside.



An example of a good time to do this is if we get hurt or if it is an emergency.




“I hurt myself,”  
Keith says in a  
louder, inside  
voice.



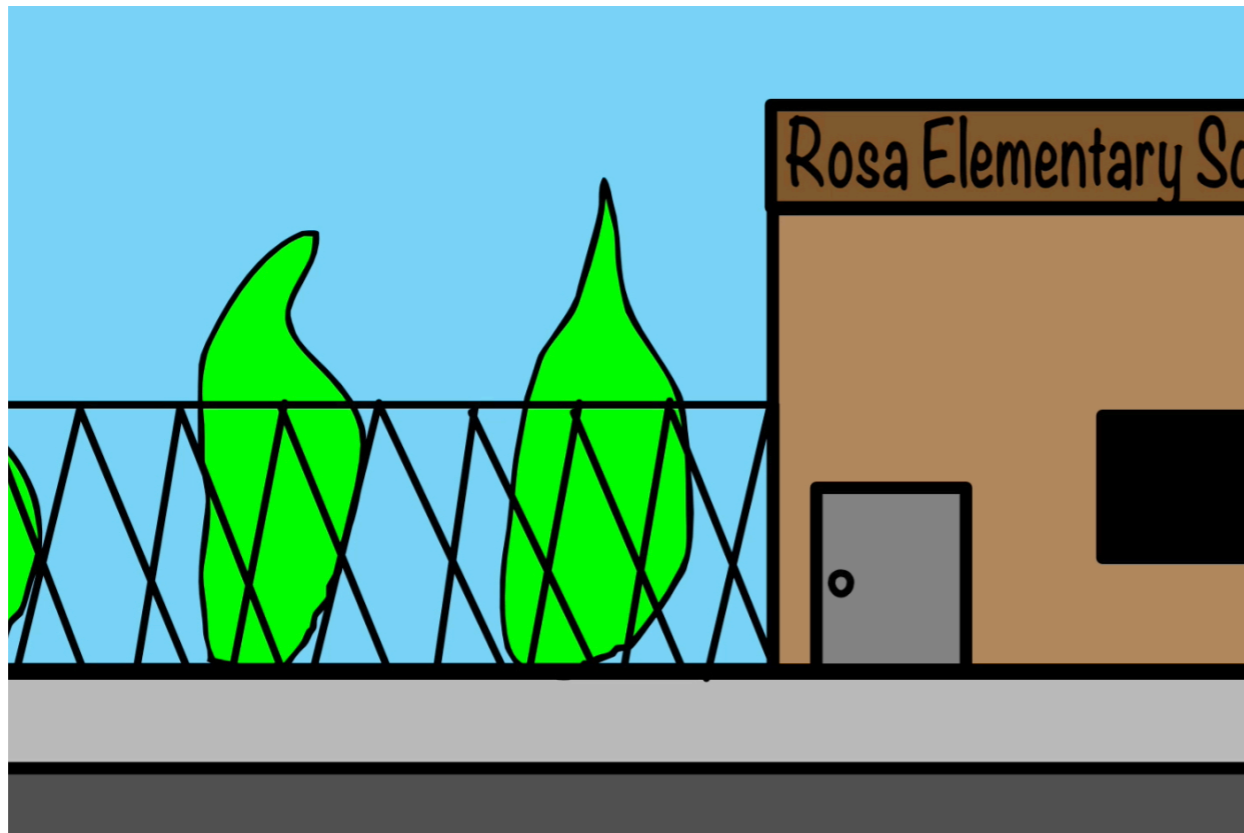


Once we get attention and help we should try and talk in a calmer, lower, inside voice.

This will help us and the people helping us be calm.





We have many different voices.



And many  
different places to  
use them.

Knowing when  
we should have  
a loud and quiet  
voice will help  
us




and the people  
around us be  
safe, learn  
information, and  
best of all have  
fun!

“Thanks for showing me when to have a loud and quiet voice,” Keith says, in a low tone.



“Can I ask my question now?”



## **The Who, What, When, Where, and How of Having A Loud and Quiet Voice**

1. What tone of voice do we use when playing outside on the swings at the playground?
2. When discussing a class project we should use which tone of voice?
3. In an emergency, I yelled for “HELP!” and used which tone of voice?
4. How do I know when to have a loud voice? How do I know when to have a quiet voice?
5. Where are some places I can have loud voice?
6. Where are some places I can have a quiet voice?
7. Who forgot to raise their hand before calling out in class?



For More Resources and  
Information please visit:

[www.autismbehaviorservices.com](http://www.autismbehaviorservices.com)

For More Information on Autism or  
Careers in Autism please contact:

1-855-581-0100



